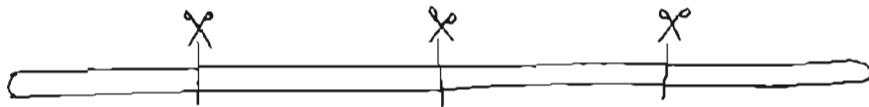




Josh is sweeping up crumbs with his broom.
Can you find the hametz* that's left in this room?

Circle the items that don't belong.

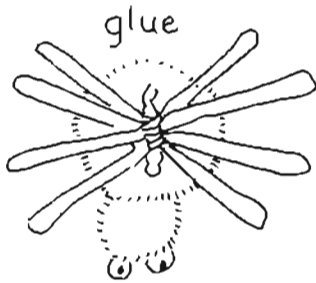
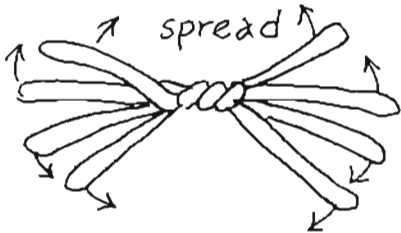
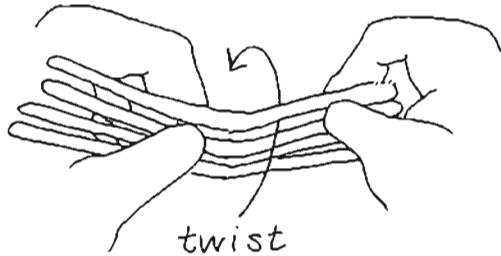
**Foods that are not eaten on Passover*



SAMMY PIN


You will need:

- 1 small pompom ball (for Sammy's head)
- 1 medium pompom ball (for Sammy's body)
- One long pipe cleaner (for Sammy's legs)
- (Use different colors for his body parts)
- 2 small jiggly eyes
- Glue, scissors, safety pin




Instructions:

Glue jiggly eyes to small pompom ball. Cut the pipe cleaner in half. Cut both pieces in half again. Place the four pieces together and twist in the middle to make 8 legs. Glue the legs to the medium pompom ball. Glue Sammy's head to his body. Glue a small safety pin (the part that doesn't open) to Sammy's back. Let dry before you pin it on your clothes.



Make this Sammy pin and later
You can wear it to the seder.



The Jewish people want to be free.
Show them the way to cross the Red Sea.